

**Population (millions)**

	1995	2000	2025	2050
All adults, ages 15+	8.315	8.478	8.779	8.222
Female adults	4.291	4.364	4.487	4.224
All youth, ages 0-14	1.822	1.771	1.426	1.361
Female youth	0.889	0.865	0.698	0.666

Source: United Nations Population Division, World Population Prospects 1950-2050 (2000 revision)

**Real GDP per capita (PPP), US Dollars**

1975	15527
1980	17920
1985	18828
1990	21674
1995	22946
2000	25877

Source: World Health Report 2002

**SMOKING PREVALENCE**

**Adult (15 Years & Older), 2001**

Males	28
Females	20

**Youth (11-15 Year Olds), 1998**

Males	9
Females	8

**Physicians, 1991**

Males	28.7
Females	16.5

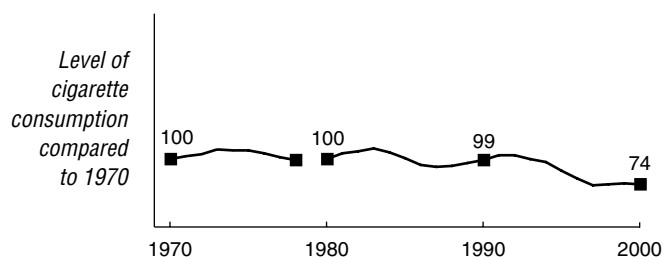
Adult: Smoker status by self-definition; Limburgs Universitair Centrum Center for Statistics, Wetenschappelijk Instituut voor Volksgezondheid Dienst Epidemiologie. *Health Interview Survey Belgium 2001*. Reported in Strong, K. and Bonita, R. (2003). *The SuRF Report 1. Surveillance of Risk Factors related to Noncommunicable Diseases: Current status of global data*. Geneva: WHO.

Youth: Daily smoking; Currie, C., Hurrelmann, K., Settertobulte, W., Smith, R. and Todd, J. (eds). (2000) *Health and Health Behaviour Among Young People* [International Report from the 1997/98 HBSC survey]. WHO Policy Series: Health policy for children and adolescents. Issue 1. Copenhagen: WHO Regional Office for Europe. Available at URL: <http://www.hbsc.org>.

Health professional: Current smoking among French-speaking physicians, including general practitioners and specialists; Frydman, M. and Lynn, R. (1993). Smoking habits: the prevention role of teachers and general practitioners. *Journal of Environmental Pathology, Toxicology and Oncology* 12(3): 161-165.

**TOBACCO ECONOMY**

**Annual per capita Consumption, Three Year Moving Average, 1970 = 100**



**Annual Cigarette Consumption**

Year	Per capita Consumption (cigarette sticks)	Total Consumption (millions of cigarette sticks)
1970	2543	18763
1980	2520	19867
1990	2436	19878
1995	2519	20948
2000	1837	15572

**Annual Tobacco Trade and Agriculture Statistics**

	Unit of Measurement	1970	1980	1990	1995	2000
Cigarette imports	sticks in millions	2399	2575	3885	12750	12215
Cigarette exports	sticks in millions	3363	10875	11765	10628	9268
Tobacco leaf imports	metric tons	-	-	-	-	35083
Tobacco leaf exports (% of total exports)	metric tons (%)	- (-)	- (-)	- (-)	- (-)	26137 (0.04%)
Cigarette production	sticks in millions	19727	28167	27758	18826	12625
Tobacco leaf production	metric tons	-	-	-	-	-
Land devoted to tobacco growing (% of agricultural land)	hectares (%)	- (-)	- (-)	- (-)	- (-)	- (-)
Employment in tobacco manufacturing	people	8000	6800	4900	-	-

**Retail Price of 20 Cigarettes with Tax**

Type	US \$	Local
Domestic brand	\$2.92	2.95
Foreign brand	\$3.17	3.20

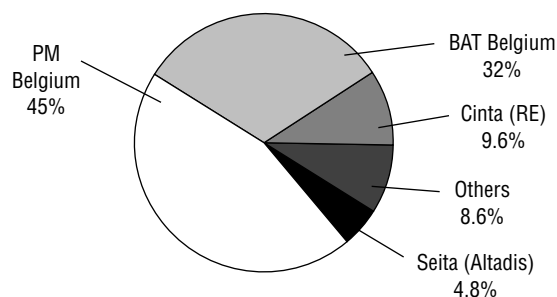
Source: EIU, September 2002

**Cigarette Taxes and Duties**

Excise tax	634 LCU/1000 cigs
Excise tax	45.85% of retail price
Sales tax	21%

Source: ERC

**Market Share by Cigarette Manufacturer, 2000**



Source: ERC

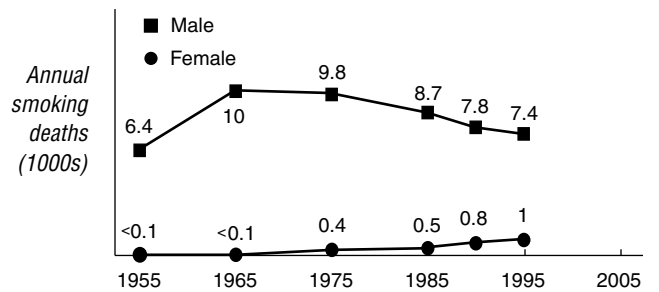
## SMOKING-ATTRIBUTED DISEASE IMPACT

Numbers of Deaths Attributed to Smoking/Total Deaths (thousands), 1995

Cause	Males (by age)			Females (by age)		
	0-34	35-69	70+	0-34	35-69	70+
Lung cancer	-/0.0	2.8/2.9	2.7/2.9	-/0.0	0.3/0.5	0.2/0.5
All cancer	-/0.1	4.0/7.2	4.0/9.0	-/0.1	0.4/4.5	0.3/7.3
Vascular	-/0.1	1.7/4.9	2.2/13	-/0.1	0.2/2.2	0.4/19
Respiratory	-/0.0	0.9/1.4	2.5/4.7	-/0.0	0.2/0.5	0.5/3.5
All other	-/2.1	0.8/4.6	0.9/6.4	-/0.8	0.1/2.4	0.2/11
All causes	-/2.3	7.4/18	9.6/33	-/1.1	1.0/9.6	1.5/41

Source: Peto, Lopez, et al., 1992, 1994 (update 2003)

Smoking-Attributed Numbers of Deaths per Year, Ages 35-69 Only



## INFRASTRUCTURE FOR TOBACCO CONTROL

### National Tobacco Control Provisions

Tobacco Bans and Restrictions	Not				Tobacco Requirements and Regulations	Not			
	Banned	Restricted	Regulated	Unknown		Required	Regulated	Regulated	Unknown
Advertising in certain media	X				Advertising health warnings/messages	X			
Advertising to certain audiences	X				Age verification for sales				X
Advertising in certain locations		X			Manufacturing licensure			X	
Advertisement content or design		X			Package health warning/message	X			
Sponsorship or promotion for certain audiences				X	Label design on packaging		X		
Sponsorship advertising of events				X	Ingredient/constituent information on package label			X	
Brand stretching			X		Amount of tar		X		
Sales to minors			X		Amount of nicotine		X		
Sales by minors				X	Amount of other ingredients/constituents			X	
Place of sales				X	Product constituents as confidential information				X
Vending machines		X			Product constituents as public information				X
Free products	X				Constituent disclosure by brand				X
Single cigarette sales	X				Constituent disclosure in the aggregate				X
Misleading information on packaging				X					
Smoking in government buildings (incl. worksites)		X							
Smoking in private worksites		X							
Smoking in educational facilities	X								
Smoking in health care facilities	X								
Smoking on buses	X								
Smoking on trains		X							
Smoking in taxis	X								
Smoking on ferries			X						
Smoking on domestic air flights	X								
Smoking on international air flights			X						
Smoking in restaurants		X							
Smoking in nightclubs and bars		X							
Smoking in other public places		X							

Other Provisions	Yes	No	Unknown
National tobacco control committee		X	
Tobacco control education/promotion	X		
Anti-smuggling provisions			X
Litigation enabling provisions			X

Refer to Appendix B for more information about national tobacco control provisions.