

Population (millions)

	1995	2000	2025	2050
All adults, ages 15+	8.693	9.012	8.922	7.805
Female adults	4.439	4.606	4.576	4.018
All youth, ages 0-14	1.761	1.598	1.226	1.179
Female youth	0.855	0.774	0.593	0.570

Source: United Nations Population Division, World Population Prospects 1950-2050 (2000 revision)

Real GDP per capita (PPP), US Dollars

1975	9964
1980	11576
1985	12114
1990	12998
1995	13440
2000	15557

Source: World Health Report 2002

SMOKING PREVALENCE

Adult, 2000		Youth (15-16 Year Olds), 1999		Physicians, 1992	
Males	46.8	Males	28	Males	50
Females	29	Females	27	Females	16.8
Overall	37.6	Overall	27		

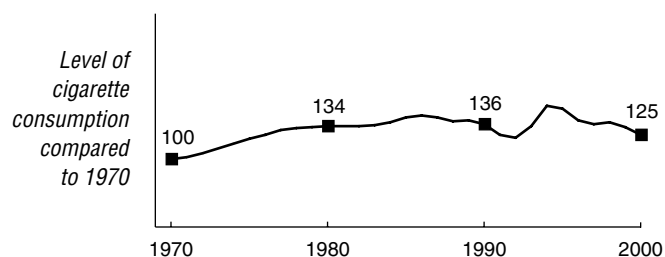
Adult: Current regular smoking; Kokkevi, A., Loukadakis, M., Plagianakou, S., Politikou, K. and Stefanis, C. (2000). Sharp increase in illicit drug use in Greece: trends from a general population survey on licit and illicit drug use. *European Addiction Research* 6(1): 42-49. Reported in World Health Organization. (2002). *European Country Profiles on Tobacco Control, 2001*. Copenhagen: WHO Regional Office for Europe.

Youth: Lifetime use of cigarettes, 40 times or more; Hibbell, B., Andersson, B., Ahlström, S., Balakireva, O., Bjarnson, T., Kokkevi, A. and Morgan, M. (2000). *The 1999 ESPAD (European School Survey Project on Alcohol and Drugs) Report*. Stockholm: The Swedish Council for Information on Alcohol and Other Drugs. Available at URL: http://www.can.se/in_english/pdf/espadsurvey.pdf.

Health professional: Regular daily smoking in five hospitals throughout Athens; Information provided by Pantelis Vekios in the WHO European Region's Tobacco Questionnaire 1996/1997.

TOBACCO ECONOMY

Annual per capita Consumption, Three Year Moving Average, 1970 = 100



Annual Cigarette Consumption

Year	Per capita Consumption (cigarette sticks)	Total Consumption (millions of cigarette sticks)
1970	2573	16998
1980	3422	25467
1990	3772	30948
1995	4252	36965
2000	2977	26826

Annual Tobacco Trade and Agriculture Statistics

	Unit of Measurement	1970	1980	1990	1995	2000
Cigarette imports	sticks in millions	21	593	4862	11747	11066
Cigarette exports	sticks in millions	34	15	3352	13399	18621
Tobacco leaf imports	metric tons	111	2479	9162	20338	23005
Tobacco leaf exports (% of total exports)	metric tons (%)	63154 (14.39%)	69923 (3.98%)	123335 (3.87%)	118770 (2.75%)	82885 (2.25%)
Cigarette production	sticks in millions	17011	24889	29438	38617	34381
Tobacco leaf production	metric tons	94833	117339	135685	148543	136593
Land devoted to tobacco growing (% of agricultural land)	hectares (%)	98300 (1.07%)	89307 (0.97%)	78796 (0.85%)	65220 (0.71%)	62917 (0.74%)
Employment in tobacco manufacturing	people	9910	8390	9301	10005	-

Retail Price of 20 Cigarettes with Tax

Type	US \$	Local
Domestic brand	\$1.98	2.00
Foreign brand	\$2.48	2.50

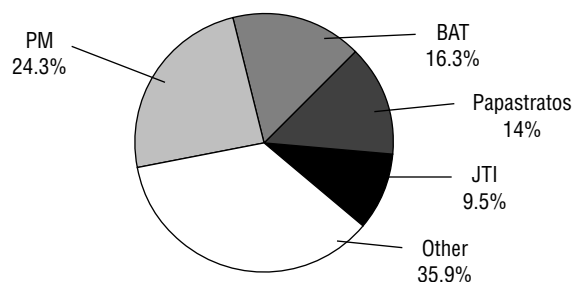
Source: EIU, September 2002

Cigarette Taxes and Duties

Excise tax	1273.16 LCU/1000 cigs
Excise tax	53.85% of retail price
Sales tax	18%

Source: ERC

Market Share by Cigarette Manufacturer, 2000



Source: ERC

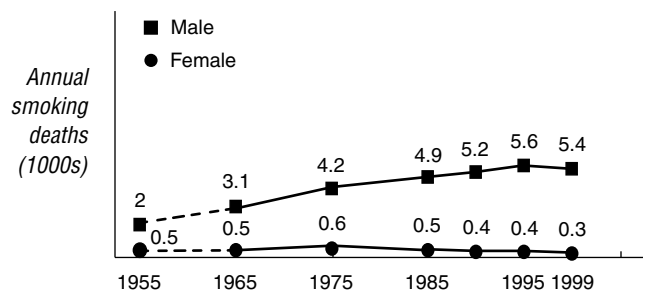
SMOKING-ATTRIBUTED DISEASE IMPACT

Numbers of Deaths Attributed to Smoking/Total Deaths (thousands), 1999

Cause	Males (by age)			Females (by age)		
	0-34	35-69	70+	0-34	35-69	70+
Lung cancer	-/0.0	2.2/2.4	2.1/2.3	-/0.0	0.1/0.3	0.2/0.5
All cancer	-/0.2	2.9/6.0	3.0/8.3	-/0.2	0.1/3.4	0.3/5.4
Vascular	-/0.1	1.8/6.4	2.0/18	-/0.1	0.1/2.7	0.5/25
Respiratory	-/0.1	0.3/0.8	0.8/3.0	-/0.0	0.0/0.4	0.2/2.9
All other	-/1.9	0.4/3.2	0.6/6.1	-/0.7	0.0/1.6	0.1/7.1
All causes	-/2.3	5.4/16	6.4/35	-/1.0	0.3/8.1	1.2/40

Source: Peto, Lopez, et al., 1992, 1994 (update 2003)

Smoking-Attributed Numbers of Deaths per Year, Ages 35-69 Only



INFRASTRUCTURE FOR TOBACCO CONTROL

National Tobacco Control Provisions

Tobacco Bans and Restrictions	Not				Tobacco Requirements and Regulations	Not			
	Banned	Restricted	Regulated	Unknown		Required	Regulated	Regulated	Unknown
Advertising in certain media		X			Advertising health warnings/messages	X			
Advertising to certain audiences				X	Age verification for sales				X
Advertising in certain locations			X		Manufacturing licensure	X			
Advertisement content or design				X	Package health warning/message	X			
Sponsorship or promotion for certain audiences			X		Label design on packaging		X		
Sponsorship advertising of events				X	Ingredient/constituent information on package label	X			
Brand stretching			X		Amount of tar		X		
Sales to minors			X		Amount of nicotine		X		
Sales by minors				X	Amount of other ingredients/constituents			X	
Place of sales				X	Product constituents as confidential information				X
Vending machines				X	Product constituents as public information				X
Free products		X			Constituent disclosure by brand				X
Single cigarette sales	X				Constituent disclosure in the aggregate				X
Misleading information on packaging				X					
Smoking in government buildings (incl. worksites)		X			Other Provisions	Yes	No	Unknown	
Smoking in private worksites		X			National tobacco control committee		X		
Smoking in educational facilities	X				Tobacco control education/promotion	X			
Smoking in health care facilities	X				Anti-smuggling provisions			X	
Smoking on buses	X				Litigation enabling provisions			X	
Smoking on trains		X							
Smoking in taxis	X								
Smoking on ferries		X							
Smoking on domestic air flights	X								
Smoking on international air flights	X								
Smoking in restaurants			X						
Smoking in nightclubs and bars			X						
Smoking in other public places				X					

Refer to Appendix B for more information about national tobacco control provisions.