

Population (millions)

	1995	2000	2025	2050
All adults, ages 15+	8.364	8.279	7.628	6.408
Female adults	4.423	4.388	4.046	3.372
All youth, ages 0-14	1.850	1.689	1.155	1.079
Female youth	0.904	0.824	0.563	0.525

Source: United Nations Population Division, World Population Prospects 1950-2050 (2000 revision)

Real GDP per capita (PPP), US Dollars

	1975	1980	1985	1990	1995	2000
	7930	9154	10109	10590	9533	11676

Source: World Health Report 2002

SMOKING PREVALENCE

Adult (18 Years & Older), 1999

Males	53.1
Females	30.4
Overall	41.75

Youth (15-16 Year Olds), 1999

Males	31
Females	25
Overall	28

Health Science Students, 1998

Medical students	36.3
Nursing students	48.2
Pharmacy students	23.3

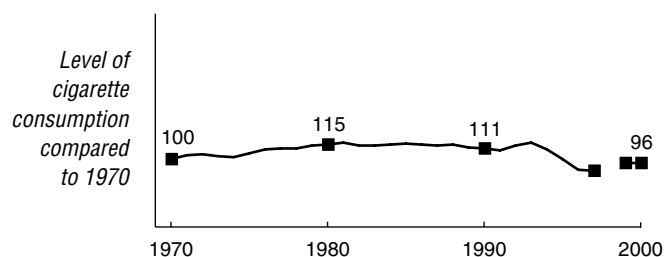
Adult: FACT Institute of Applied Social Studies. (November 1999). Smoking and alcohol consumption. Available at URL: http://www.sfact.com/dohanyzasrol/index_e.html. Reported in World Health Organization. (2002). *European Country Profiles on Tobacco Control, 2001*. Copenhagen: WHO Regional Office for Europe.

Youth: Lifetime use of cigarettes, 40 times or more; Hibbell, B., Andersson, B., Ahlström, S., Balakireva, O., Bjarnson, T., Kokkevi, A. and Morgan, M. (2000). *The 1999 ESPAD (European School Survey Project on Alcohol and Drugs) Report*. Stockholm: The Swedish Council for Information on Alcohol and Other Drugs. Available at URL: http://www.can.se/in_english/pdf/espadsurvey.pdf.

Health professional: Cigarette smoking among fourth year medical students, fourth year pharmacy students, and third year nursing students in Szeged; Piko, B.F. (2002). Does knowledge count? Attitudes toward smoking among medical, nursing, and pharmacy students in Hungary. *Journal of Community Health* 27(4): 269-276.

TOBACCO ECONOMY

Annual per capita Consumption, Three Year Moving Average, 1970 = 100



Annual Cigarette Consumption

Year	Per capita Consumption (cigarette sticks)	Total Consumption (millions of cigarette sticks)
1970	2743	22452
1980	3399	28410
1990	3022	24983
1995	2550	21330
2000	2654	21968

Annual Tobacco Trade and Agriculture Statistics

	Unit of Measurement	1970	1980	1990	1995	2000
Cigarette imports	sticks in millions	627	1352	534	707	360
Cigarette exports	sticks in millions	225	100	3763	5086	-
Tobacco leaf imports	metric tons	7572	6763	6212	13031	8168
Tobacco leaf exports (% of total exports)	metric tons (%)	8569 (0.32%)	2538 (0.09%)	875 (0.02%)	916 (0.01%)	1090 (0.01%)
Cigarette production	sticks in millions	22050	27158	28212	25709	21608
Tobacco leaf production	metric tons	17594	14798	13583	11249	10485
Land devoted to tobacco growing (% of agricultural land)	hectares (%)	17370 (0.25%)	14442 (0.22%)	8672 (0.13%)	7051 (0.11%)	5764 (0.10%)
Employment in tobacco manufacturing	people	7000	6000	5000	3050	-

Retail Price of 20 Cigarettes with Tax

Type	US \$	Local
Domestic brand	\$0.99	245.00
Foreign brand	\$1.68	415.00

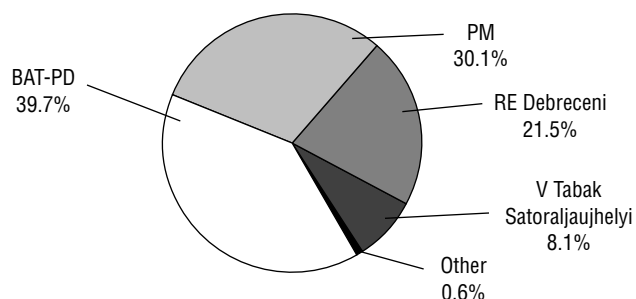
Source: EIU, September 2002

Cigarette Taxes and Duties

Excise tax	17%; 3040 LCU/1000 cigs
Sales tax	25%
Import duty	57.6%
Other import duties	2% CIF value; 3% CIF value (min 300 LCU)

Source: ERC

Market Share by Cigarette Manufacturer, 2000



Source: ERC

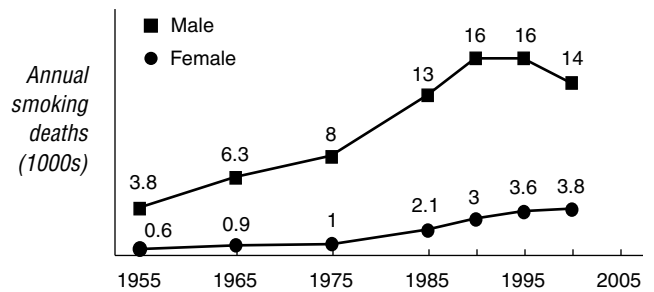
SMOKING-ATTRIBUTED DISEASE IMPACT

Numbers of Deaths Attributed to Smoking/Total Deaths (thousands), 2000

Cause	Males (by age)			Females (by age)		
	0-34	35-69	70+	0-34	35-69	70+
Lung cancer	-/0.0	3.6/3.8	1.8/1.9	-/0.0	1.0/1.2	0.6/0.9
All cancer	-/0.2	6.6/11	2.9/7.9	-/0.2	1.4/6.6	0.9/7.8
Vascular	-/0.2	5.6/12	2.8/19	-/0.1	1.5/6.1	1.9/31
Respiratory	-/0.1	0.9/1.2	1.1/1.8	-/0.0	0.3/0.5	0.7/1.6
All other	-/2.0	1.3/10	0.4/4.6	-/0.9	0.5/4.2	0.3/6.3
All causes	-/2.5	14/35	7.2/33	-/1.2	3.8/17	3.6/46

Source: Peto, Lopez, et al., 1992, 1994 (update 2003)

Smoking-Attributed Numbers of Deaths per Year, Ages 35-69 Only



INFRASTRUCTURE FOR TOBACCO CONTROL

National Tobacco Control Provisions

Tobacco Bans and Restrictions	Not				Tobacco Requirements and Regulations	Not			
	Banned	Restricted	Regulated	Unknown		Required	Regulated	Regulated	Unknown
Advertising in certain media	X				Advertising health warnings/messages	X			
Advertising to certain audiences	X				Age verification for sales			X	
Advertising in certain locations		X			Manufacturing licensure	X			
Advertisement content or design		X			Package health warning/message	X			
Sponsorship or promotion for certain audiences			X		Label design on packaging		X		
Sponsorship advertising of events			X		Ingredient/constituent information on package label	X			
Brand stretching	X				Amount of tar		X		
Sales to minors	X				Amount of nicotine		X		
Sales by minors			X		Amount of other ingredients/constituents			X	
Place of sales		X			Product constituents as confidential information			X	
Vending machines		X			Product constituents as public information			X	
Free products	X				Constituent disclosure by brand			X	
Single cigarette sales	X				Constituent disclosure in the aggregate			X	
Misleading information on packaging			X						
Smoking in government buildings (incl. worksites)	X								
Smoking in private worksites	X								
Smoking in educational facilities	X								
Smoking in health care facilities	X								
Smoking on buses	X								
Smoking on trains		X							
Smoking in taxis	X								
Smoking on ferries		X							
Smoking on domestic air flights	N/A								
Smoking on international air flights	X								
Smoking in restaurants		X							
Smoking in nightclubs and bars		X							
Smoking in other public places				X					

Other Provisions	Yes	No	Unknown
National tobacco control committee	X		
Tobacco control education/promotion	X		
Anti-smuggling provisions			X
Litigation enabling provisions		X	

Refer to Appendix B for more information about national tobacco control provisions.